



INSTRUCTION TO AUTHORS

Serbian Journal of Experimental and Clinical Research is categorized as M51 on the list of categorized national scientific journals of the Ministry of Education, Science and Technological Development of the Republic of Serbia.

Serbian Journal of Experimental and Clinical Research only publishes papers that have not been previously published. Any attempt of plagiarism or self-plagiarism shall be penalized (publication of papers is banned to all authors for a certain period of time depending on the degree of plagiarism and the management of the institutions in which the authors work are informed about this, as well as their professional associations).

Only papers written in English are accepted, with the title, affiliations, abstracts and keywords both in Serbian and English.

Since the Journal has started with electronic editing and publication of papers sent to the address: <https://www.editorialmanager.com/sjocr/default.aspx>, all papers are submitted to the Editorial Board in this way EXCLUSIVELY.

All authors, reviewers and editors must be registered system users with a unique e-mail address. Authors can register via the link: <https://www.editorialmanager.com/sjocr/default.aspx>.

Technical instruction to use the e-UR system: electronic editing of papers can also be accessed at: <http://www.editorialmanager.com/sjocr/>.

When submitting the paper to the electronic editing system *SerJExpClinRes*, it is necessary to enclose a statement that all technical requirements have been met, including a statement signed by all authors and co-authors that the paper has not been published, in whole or in part, or accepted for publishing in another journal. The statement on the individual contribution of the author has to be signed by each author of the paper, scanned and sent as a supplementary file (requested in the system as Cover Letter). Also, the authors are obliged to submit a signed statement on non-existence of conflict of interest. By this procedure, all authors become responsible for meeting all set requirements, followed by the decision on acceptance for further editorial procedure. The system of journal electronic editing *Editorial Management* includes the use of the CrossCheck service, so all the papers are automatically checked to plagiarism or self-plagiarism, prior to the first step of the editorial process.

Accepted papers are published in the order determined by the Editorial Board on the suggestion of Editor-in-Chief. *SerjexpClin* publishes exclusively: original articles, review papers and case reports.

Each original scientific paper and case report has to contain the following parts: ABSTRACT, INTRODUCTION, THE AIM OF THE PAPER, PATIENTS AND METHODS, RESULTS, DISCUSSION, CONCLUSION and REFERENCES. Review paper does not necessarily have to contain all stated segments; it can have an independent structure.

Times New Roman font 10pt is used for manuscript writing, and a new paragraph is indented for better visibility.

Submitted papers are first forwarded to the editor, and then to, at least, two reviewers. Comments and suggestions of the editor and reviewers (without the names of the reviewers) are delivered to the author for final modification of the paper.

After professional and editorial processing and before publishing, the accepted paper is referred to the corresponding author for authorial reading. At this stage, it is not possible to make major changes, but only to correct letters and other minor mistakes. If the corrected text is not returned within seven days, it will be considered that the author has no objections.

Upon editor's approval, after received positive paper reviews, the paper is accepted in the system, and the corresponding author receives information about the paper accepted for publication to the email address.

DOI number is assigned to the paper and, after proofreading and text break according to the Journal instructions, the paper is published as Ahead of Print first on the Journal page at Sciendo platform: <https://content.sciendo.com/view/journals/sjocr/ahead-of-print/issue.xml> and then in one of the next issues of the Journal.

All papers, regardless of the source language, are cited in English, and the source language is stated in brackets, after the title. We do not accept citation of abstracts, secondary publications, oral presentations, unpublished papers, official and confidential documents. Citation of papers accepted for publication, in the procedure of preparation for printing, can be accepted by stating the title and putting *in press* in brackets after the name of the journal.

The examples of correct referencing:

For journal papers:

e. g. Shoji F, Haro A, Yoshida T, Ito K, Morodomi Y, Yano T, et al. Prognostic significance of intratumoral blood vessel invasion in pathologic stage IA non-small cell lung cancer. *Ann Thorac Surg* 2010; 89(3): 864–9.

For books:

e. g. Kleiner, F.S., Mamiya C.J. & Tansey R.G. (2001). *Gardner's art through the ages* (11th ed.). Fort Worth, USA: Harcourt College Publishers.

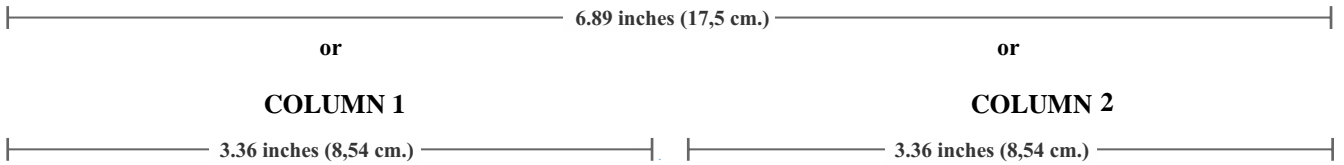
For conference papers:

e. g. Field, G. (2001). Rethinking reference rethought. In *Revealing in Reference: Reference and Information Services Section Symposium*, 12-14 October 2001 (pp. 59-64). Melbourne, Victoria, Australia: Australian Library and Information Association.



GUIDE TO PREPARING FIGURES

Figure and legend must fit within this box



FILE FORMATS

We prefer ai, eps, pdf, svg, layered psd, tif and jpg files. Please submit each figure as an individual file separate from the manuscript text.

FIGURE LAYOUT AND SCALING

We will use your suggested layout as a guide, but it may be necessary to rearrange or change the size of your figures because of production constraints.

When laying out your figure:

- Avoid wide variation in type size within a single figure.
- Maximize the space given to the presentation of the data.
- Avoid wasted white space.

LABELS

All text should be in a typeface Times New Roman.


- Panel parts are 10 point Bold **A B C D**
- Axis labels are 6 to 9 points six, seven, eight, nine
- Minimum font size is 6 points Minimum 6 points

IMAGE TYPES

When possible, supply vector-based files such as those produced by CorelDRAW, Adobe Illustrator or similar software.

Vector files give us maximum flexibility for sizing your figures properly.

They maintain high print-quality resolution at any size. Do not rasterize line art or text.




RESOLUTION

Photographic images should have a minimum resolution of 300 dots per inch (dpi) at final print size (see column widths above). Embedded images within a vector file should also have a minimum resolution of 300 dpi. Up sampling artwork (artificially increasing file size or resolution) will not improve quality and causes production problems.



COLOR CONVERSION

Full color artwork should be provided in RGB format (not CMYK) as your paper will be published online only.



LINE WEIGHTS

At final print size, line weights can be no thinner than .28 pt.

.28 pt

CLEAN SOURCE FILES

Please delete unwanted data from files. Do not hide unwanted data in masks or layers. Hidden images or data can show up in the production process. Crop out extraneous elements that are outside the image area.