

Two phase magnetic material modelling using two dimensional extended Preisach model

Piotr Frydrych, Michał Nowicki*

Extended Preisach model parameters can be strongly related to microstructural properties of material. It can also include real physical magnetization mechanisms such as domain wall motion and domain rotation. This paper shows that Preisach model is able to anticipate different phases in material structure. Existence of different phases in the material are due to thermal treatment, which is used to improve magnetic properties of amorphous alloys. Model was verified using ring shaped cores made of bilayered amorphous ribbons, which served as a physical model of the loosely coupled two phase ferromagnetic material with distinct magnetic properties.

Key words: two-phase magnetic materials, Preisach model, amorphous alloys

1 Introduction

New high permeability amorphous and nanocrystalline materials exhibits high anisotropy. Core shapes used in fluxgate sensors and power conversion devices cannot ensure field homogenous direction. That causes not homogenous angles between material easy axis and its magnetization. For that reason magnetization characteristic of material, measured by producer can differ from characteristic of particular core. Moreover, review of recent literature shows emergence of peanut-shaped magnetic hysteresis, which is due to distinct, loosely coupled phases in the given magnetic material [1-4]. However, there are no readily available hysteresis models which could be applied for such results. The extended Preisach model proposed in this paper is meant for filling this gap.

2 Theoretical background

Preisach model of hysteresis assumes stable distribution of energy stored and dissipated in material. It correlates to both statistical and energetic models of hysteresis. Preisach model was developed to many different extensions, but application of the Preisach plane is their joint feature.

Preisach plane describes distribution of switching operators for two coordinates: increasing α and decreasing β magnetic field. In this research additional axis were used. They are rotated 45 degrees to field axis: $\zeta: \alpha = \beta$, which describes interaction field and $\kappa: \alpha = -\beta$, which describes coercivity field. Operators represent regions of material, which exhibit the same values of coercivity. Distribution can be calculated from set of hysteresis loops for different field amplitudes. Distribution can be also fitted using two dimensional Gaussian or other probability density function. In this research combination of Cauchy

distribution for interaction field and lognormal distribution for coercive field was used. Lognormal distribution which represent only positive values, is physically more justified than Gaussian distribution, because material can only dissipate energy. Switching field distribution can be described using equation

$$\mu(\zeta, \kappa) = A \frac{\exp\left(-\frac{(\ln \kappa - \ln \kappa_0)^2}{2\sigma_\kappa^2}\right)}{\kappa \sigma_\zeta \sigma_\kappa \sqrt{2\pi} \left(1 + \frac{\zeta^2}{\sigma_\zeta^2}\right)}. \quad (1)$$

In previous research two dimensional [5] and three [6] dimensional Preisach models were developed. One Preisach plane is enough to simulation scalar hysteresis. To model distribution of magnetization vectors for different angles more Preisach planes are needed, depends on expected angular resolution. Mean magnetization is sum of magnetization vectors for each angle. Integral of Preisach plane can have positive or negative values.

$$\vec{M} = \int_0^{2\pi} \vec{m}(\theta) d\theta. \quad (2)$$

For every cross-section plane two opposite Preisach planes exist. They represent domains oriented in the same angle but with opposite values. For magnetic materials three kind of magnetization mechanisms can be observed: domain wall bowing, domain wall motion and domain rotation. Domain wall bowing will be treated as reversible kind of domain wall motion

$$\vec{m}(\theta) = \iint_{\alpha \geq \beta} \mu(\alpha, \beta) \gamma_{\alpha\beta} [\vec{H}_{||}] (\theta) \vec{\chi}_{\alpha\beta} [\vec{H}_\chi] (\theta) d\alpha d\beta. \quad (3)$$

In domain wall movement process main role play parallel component of magnetic field vector

$$H_{||}(\theta)^0 = |\vec{H}| \cos \theta \quad (4)$$

* Institute of Metrology and Biomedical Engineering, Warsaw University of Technology, Poland, piotrfrydrych@gmail.com, nowicki@mchtr.pw.edu.pl

When domain wall moves, domains oriented in magnetic field direction growing and domain in opposite direction shrinking proportionally.

Domain wall movement operator can be described as

$$\gamma_{\alpha\beta}[\vec{H}_{||}](\theta) = \begin{cases} +1 : & H_{||}(\theta) > \alpha \\ \text{previous values} : & \beta < H_{||}(\theta) < \alpha \\ -1 : & H_{||}(\theta) < \beta \end{cases} \quad (5)$$

Domain rotation process occurs for higher magnetic field values than domain wall motion. The magnetic field value, for which rotation process starts depends on saturation field, coercive field and angle between domain orientation and external magnetic field vector [7]

$$H_x(\theta) = (\kappa_0 - |H| \frac{\kappa_0}{H_{\text{sat}}} |\sin \theta|) a_\varphi + |H| \frac{H_{\text{sat}} - \kappa_0}{H_{\text{sat}}} a_\varphi |\cos \theta| \quad (6)$$

where H_{sat} is the saturation field.

Domain rotation is reversible process. It can be described by rotation operator, which value is 1, when domain is parallel to given direction and zero for different direction

$$\vec{\chi}_{\alpha\beta}[\vec{H}_x](t) = \begin{cases} 0 : & H_x(\theta) > \alpha \vee H_x(\theta) < \beta \\ 1 : & H_x(\theta) < \alpha \wedge H_x(\theta) > \beta \end{cases} \quad (7)$$

To take into account two-phase behavior of the sample, the model was modified into η -factor dependent sum of two Preisach loops

$$\mu(\zeta, \kappa) = A\eta \frac{\exp\left(-\frac{(\ln \kappa - \ln \kappa_0)^2}{2\sigma_\kappa^2}\right)}{\kappa\sigma_\zeta\sigma_\kappa\sqrt{2\pi}\left(1 + \frac{\zeta^2}{\sigma_\zeta^2}\right)} + A'\eta' \frac{\exp\left(-\frac{(\ln \kappa - \ln \kappa'_0)^2}{2\sigma_{\kappa'}^2}\right)}{\kappa\sigma'_\zeta\sigma'_\kappa\sqrt{2\pi}\left(1 + \frac{\zeta^2}{\sigma_{\zeta'}^2}\right)} \quad (8)$$

3 Two-phase magnetic samples

The samples simulating loosely coupled two-phase magnetic materials were prepared from amorphous ribbons wound together as ring-shaped cores. Sample materials were Metglas produced:

- 2605CO Fe₆₇Co₁₈Si₁B₁₄
- 2714A Co₆₆Fe₄Ni₁Si₁₅B₁₄

The actual proportion of the material in the sample cross-section was calculated from ribbon lengths and thickness.

4 Measurement and modelling

The measurement of samples hysteresis loops was performed on the hysteresisgraph developed in our institute [8], calibrated with Magnet-Physic GmbH produced standards. First, the loops for sample 1 and 5, that is single-phase samples, were measured with 1 Hz 50 A/m sinusoidal magnetizing field. The measurement results are given in Fig. 1. Resulting loops were approximated to the anisotropic Preisach model, for given material parameters determination.

Table 1. Sample composition - % of magnetic core cross-section

Sample	2605CO	2714A
1	100	0
2	82	18
3	60	40
4	34	66
5	0	100

Table 2. Model based sample composition assessment % of

Sample	2605CO		2714A	
	Actual	Model	Actual	Model
2	82	68	18	15
3	60	42	40	28
4	34	29	66	66

Next, the two-phase samples were measured, resulting in characteristic peanut hysteresis loop. The model (4) was then fit to the measurement data, basing on the parameters of sample 1 and 5 as starting points. The measurement results and model fit are presented in Fig. 2 to Fig. 4.

Good agreement between the model and measurement is seen in Fig. 2, whereas in Fig. 3 and Fig. 4 growing differences in the horizontal axis can be seen. It is probably the effect of magnetic coupling between the ribbons in the core, changing the effective magnetizing field in the sample.

Moreover, the model derived core composition differs from actual % values, and the results are more qualitative than quantitative.

5 Conclusions

Good model compatibility with measurement results was demonstrated. The developed extended Preisach model is fully vector and anisotropic. It can also be modified to serve as a two-phase hysteresis model with good results for semi-independent phases. The model considers the physical mechanisms of magnetization, but it is difficult to perform complete verification. Future works will be focused to consider the magnetic coupling of the phases, for better fit with the measurement results.

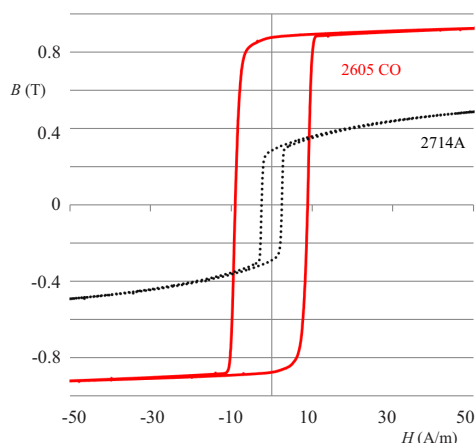


Fig. 1. $B(H)$ curve of 2605Co ($\text{Fe}_{67}\text{Co}_{18}\text{Si}_{11}\text{B}_{14}$) and 2714A ($\text{Co}_{66}\text{Fe}_4\text{Ni}_1\text{Si}_{15}\text{B}_{14}$) materials

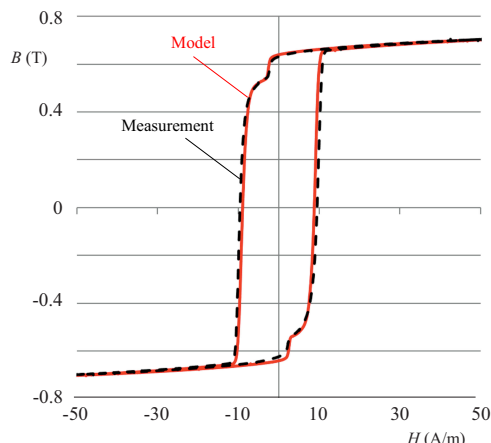


Fig. 2. $B(H)$ curve of sample 2 (82% of 2605 Co) and model fit

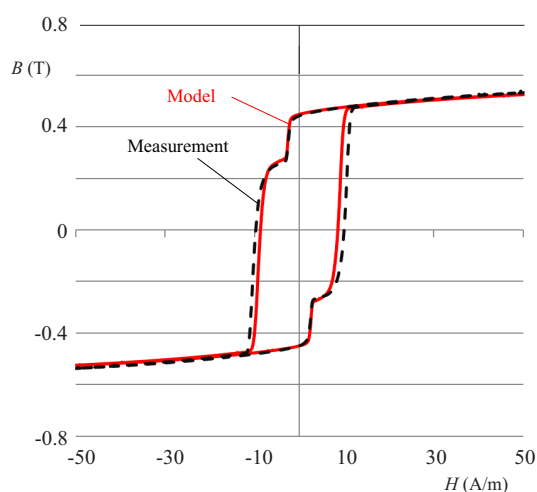


Fig. 3. $B(H)$ curve of sample 3 (60% of 2605Co) and model fit

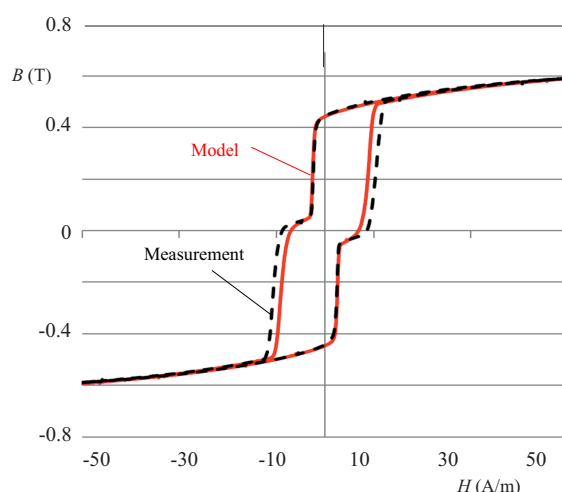


Fig. 4. $B(H)$ curve of sample 4 (34% of 2605Co) and model fit

Acknowledgements

This paper was supported by the statutory funds of Institute of Metrology and Biomedical Engineering, Warsaw University of Technology.

REFERENCES

- [1] N. P. Gaunkar, O. Kypris, I. C. Nlebedim and D. C. Jiles, "Analysis of Barkhausen Noise Emissions and Magnetic Hysteresis Multi-Phase Magnetic Materials", *IEEE Transactions on Magnetics* 50 (11), 1-4 November (2014).
- [2] J. P. Prieto-Ruiz, F. M. Romero, H. Prima-García and E. Coronado, "Exchange coupling an electrodeposited magnetic bilayer of Prussian blue analogues", *J. Mater. Chem. C*, 2015, 3, 11122-11128.
- [3] N. N. Hoang, "The Combined Properties of The Amorphous Alloys and Nanosized Multi-Phase Structures", *AZO Materials*, (2005).
- [4] M. Nowicki, P. Nowak and R. Szewczyk, "Exemplary Magnetic Properties of Bilayered Amorphous Alloy Core", *Proceedings of the 22nd International Conference on Applied Physics of Condensed Matter / Vajda J.*, Jamnický I., ISBN 978-80-227-4572-7, pp. 299-301, (2016).
- [5] R. Luc Dupre *et al.*, "Relation between the microstructural properties of electrical steels and the Preisach modelling.", *Journal of Magnetism and Magnetic Materials* 195.1, 233-249, (1999).
- [6] V. Basso *et al.*, "Preisach model study of the connection between magnetic and microstructural properties of soft magnetic materials", *IEEE Transactions on Magnetics* 31.6, pp. 4000-4005, (1995).
- [7] P. Frydrych, R. Szewczyk and M. Nowicki, "Anisotropic Vector Preisach Model of Domain Rotation and Domain Wall Movement", *Challenges Automation, Robotics and Measurement Techniques*, Springer International Publishing, 827-833, (2016).
- [8] T. Charubin M. Urbański and M. Nowicki, "Analysis of Automated Ferromagnetic Measurement System: Recent Advances Systems, Control and Information Technology", *Proceedings of the International Conference SCIT 2016* ed. R. Szewczyk Roman, M. Kalczyńska, Advances Intelligent Systems and Computing, 2017, Springer, ISBN 978-3-319-48922-3, pp. 593-600, DOI:10.1007/978-3-319-48923-0_63.

Received 13 February 2018

Piotr Frydrych (Msc Ing), born in Poland in 1985, received a Master degree from the Faculty of Mechatronics at the Warsaw Technical University, he is a PhD student at the Department of Mechatronics.

Michał Nowicki, (Msc Ing) born in Poland in 1984, received a Master degree from the Faculty of Mechatronics at the Warsaw Technical University, he is a PhD student at the Department of Mechatronics.