

## Review article

# Assessing clinical evidence of drug interactions between citrus juices and cyclosporine

Pakawadee Sermsappasuk<sup>a,b,f</sup>, Nathorn Chaiyakunapruk<sup>a,b,c,d</sup>, Manupat Lohitnavy<sup>a,e,f</sup>, Chagriya Kitiyakara<sup>g</sup>

<sup>a</sup>Center of Pharmaceutical Outcomes Research (CPOR), Naresuan University, Phitsanulok 65000, Thailand, <sup>b</sup>Faculty of Pharmaceutical Sciences, Naresuan University, Phitsanulok 65000, Thailand,

<sup>c</sup>School of Population Health, University of Queensland, Brisbane, Australia, <sup>d</sup>School of Pharmacy, University of Wisconsin, Madison, USA, <sup>e</sup>Pharmacokinetic Research Unit, Faculty of Pharmaceutical

Sciences, Naresuan University, Phitsanulok 65000, Thailand, <sup>f</sup>Center of Excellence for Environmental Health and Toxicology, Faculty of Pharmaceutical Sciences, Naresuan University, Phitsanulok 65000, Thailand, <sup>g</sup>Department of Medicine, Faculty of Medicine, Ramathibodi Hospital, Mahidol University,

Bangkok 10400, Thailand

---

**Background:** Previous studies have demonstrated that grapefruit juice increased the bioavailability of cyclosporine; however, the results from the literature are inconsistent. Other citrus fruits such as pomelo or orange juice had variable effects on the bioavailability of cyclosporine.

**Objective:** To assess the effect of grapefruit juice and other types of citrus juice on oral bioavailability of cyclosporine in humans using meta-analysis.

**Methods:** We conducted a meta-analysis of placebo-controlled studies evaluating the effects of citrus juices on bioavailability of cyclosporine. The studies were identified in PubMed, Cochrane CENTRAL, CINAHL, ISI Web of Knowledge, Psych Info International, Pharmaceutical Abstract (IPA), and reference lists of relevant papers. The weighted-mean difference (WMD) was calculated for net changes in the area under the curve (AUC) of cyclosporine. All studies conducted as placebo-controlled crossover studies in humans to compare the effect of citrus juices and control (drinking water) on AUC of cyclosporine and/or C<sub>min,ss</sub> were reviewed. All studies included were evaluated and extracted independently, and discrepancies were resolved through discussion.

**Results:** Eighteen studies were identified. A subgroup analysis suggested that grapefruit juice significantly increased AUC of cyclosporine (WMD = 1762.5 ng·h/ml, 95% CI = 1178.9–2346.0 ng·h/ml,  $p < 0.001$ ). While a meta-analysis of all other types of citrus juices (tangerine juice, Seville orange juice, sweet orange juice, and citrus soda) except pomelo juice revealed no effect on the AUC of cyclosporine (WMD = –181.0 ng·h/ml, 95% CI = –582.8–220.9 ng·h/ml,  $p > 0.5$ ), a study of pomelo juice indicated a significant increase in the AUC of cyclosporine.

**Conclusions:** Grapefruit juice intake increases oral bioavailability of cyclosporine in both healthy volunteers and renal transplant patients, whereas all other types of citrus juices may not have an influence on the oral bioavailability of cyclosporine. Current evidence suggests that pomelo juice may be able to increase cyclosporine oral bioavailability.

**Keywords:** Bioavailability, citrus juice, cyclosporine, drug interaction, meta-analysis

---

Cyclosporine is a commonly used immuno-suppressive agent for solid organ transplantations. Although organ recipients benefit greatly from its efficacy, patients are potentially at risk of adverse reactions of the drug because of its narrow therapeutic index. High concentrations of cyclosporine are

associated with a low incidence of organ rejection and high incidence of nephrotoxicity [1, 2]. Thus, the increase of cyclosporine concentrations by drug–drug or herb–drug or food–drug interaction could lead to an increase in its efficacy or toxicity.

Grapefruit juice is well-known as a modifier of the bioavailability of many drugs including cyclosporine (e.g. felodipine, nifedipine, verapamil, simvastatin, lovastatin, cyclosporine, triazolam, buspirone, amiodarone, saquinavir, and sildenafil) [3]. These

---

**Correspondence to:** Pakawadee Sermsappasuk, PhD, Department of Pharmacy Practice, School of Pharmacy, Naresuan University, Phitsanulok 65000, Thailand. E-mail: pakawadees@nu.ac.th

interactions mainly result from an inhibitory effect of grapefruit juice on CYP3A4 in the small intestine. Binding between the intestinal CYP3A4 and active moieties in the juice is considered to be irreversible, leading to a loss of the enzyme activity and decreasing the magnitude of first-pass metabolism. The chemical inhibition is caused by furanocoumarins such as bergamottin and 6',7'-dihydroxybergamottin [4-9], and to a minor extent by flavonoids such as naringin and naringenin [3, 6, 10]. In addition to the CYP3A4 inhibition, inhibition or downregulation of P-glycoprotein might contribute to the increase of bioavailability of cyclosporine [4, 11-14].

Some in vitro studies showed that other types of citrus juices (e.g., bitter orange, orange, lime, and pomelo) exhibit inhibitory activity against P-glycoprotein [11, 12, 15], and CYP3A4 [16]. Bitter orange (Seville orange) juice caused loss of CYP3A4 activity in human volunteers [17], and increased oral bioavailability of felodipine [18]. Cyclosporine toxicity was observed in swine administered *Citrus* decoctions [19]. However, relatively few pharmacokinetic studies of drug interaction of other types of citrus juices have been conducted in humans [20].

Meta-analysis is a process whereby a collection of research results from individual studies are statistically analyzed in a way that allows one to integrate their findings and increase the power of statistical analyses. It produces a set of parameters that represents average, not individual, finding across studies [21]. Despite many studies indicating that grapefruit juice statistically increased bioavailability of cyclosporine [17, 22-32], results of some studies in humans demonstrated no interaction between grapefruit juice and cyclosporine [33, 34]. Pomelo (*Citrus grandis*), a close relative of grapefruit, was found to increase bioavailability of cyclosporine in humans, whereas bitter orange (Seville orange) and sweet if juices had no effect on bioavailability of the drug [17, 32]. Since, most studies, which reported insignificant effects of citrus juices on bioavailability of cyclosporine had relatively small sample sizes, we aimed to employ a meta-analysis approach to assess the effects of the juices on bioavailability of cyclosporine in humans.

## Methods

### Data sources and search strategy

The following databases were systematically searched; PubMed, Cochrane CENTRAL, CINAHL,

Web of knowledge, and Psych Info International Pharmaceutical Abstract (IPA) from their inception to June 2010. The computerized search on cyclosporine and citrus juice pharmacokinetic interaction used the following key words: "cyclosporine", "cyclosporine", "citrus", "grapefruit", "pomelo", "orange", "tangerine", "lime", "lemon", "bioavailability", and "pharmacokinetic interaction". Additionally, reference lists of relevant papers were searched.

### Study selection

Studies were included if they met the following criteria: (1) placebo-controlled drug–food interaction study between cyclosporine and citrus juices (grapefruit, pomelo, orange, etc.), whereas drinking water was used as a control, and; (2) the studies were conducted on human subjects. Review studies and case report studies were excluded. Studies that provided insufficient information for statistical pooling were also excluded.

### Data extraction and quality assessment

All studies included were evaluated and extracted independently, and discrepancies were resolved through discussion. Whenever possible, the following information was extracted from the publications: type of study design, source and type of citrus, characteristic and number of participants, concomitant drug used, specificity of measurement, drug formulation, drug dosage, administration procedure of drug and the type of juice, mean  $\pm$  standard deviation of outcome (or other necessary information required to compute the estimate). Discrepancies between the two investigators were resolved by discussion and consensus.

### Data analysis

The outcome measures were minimum concentration at steady state ( $C_{min,ss}$ ), the area under the curve (AUC) from time 0 to infinity ( $AUC_{0-\infty}$ ) and the AUC at steady state from time 0 to time interval ( $AUC_{ss,0-\tau}$ ), which represented bioavailability of the drug for a single dose study and multiple dose study, respectively. Note that at the same dosage,  $AUC_{0-\infty}$  value is theoretically equal to  $AUC_{ss,0-\tau}$ .

Meta-analyses were performed using STATA version 10 (Stata Corporation, College Station, Texas, USA). The results of the meta-analysis were expressed as the difference in mean of the outcomes

of cyclosporine between those subjects who ingested citrus juices and those subjects in the control group. Mean difference of  $>0$  of AUC implies that citrus juices increase oral bioavailability of cyclosporine. The mean difference was calculated for each individual study, and a summary weighted mean difference (WMD) was determined using the random effects model of DerSimonian and Laird. The Q-statistics and I-squared ( $I^2$ ) were performed for test of heterogeneity.  $I^2$  describes the percentage of variability across studies because of heterogeneity among studies rather than chance. An  $\alpha$  error  $p \leq 0.1$  and  $I^2 \geq 50\%$  were taken as indicators of heterogeneity of outcomes. We also performed subgroup analysis to explore the possible source of heterogeneity e.g. type of juices, type of subject (healthy volunteers vs. renal transplant patients), type of cyclosporine formulation (microemulsion vs. olive oil based formulation). The methodological quality of the studies was assessed by using Jadad score [35]. The publication bias was tested using the Egger regression test for funnel plot asymmetry [36] and Begg–Mazumdar test, which is based on the Kendall  $\tau$  [37].

## Results

### Study selection

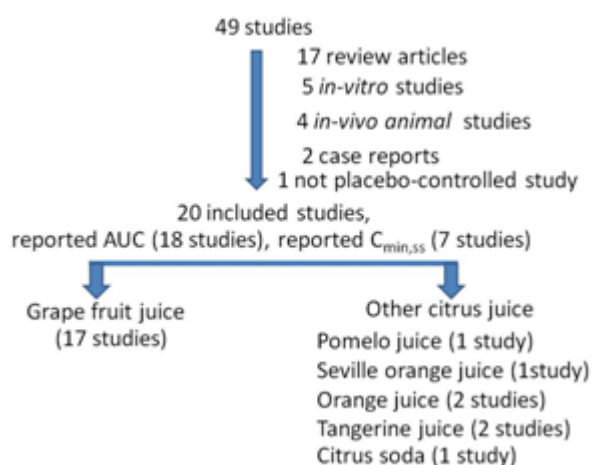
A flow chart of study selection is shown in **Figure 1**. A total of 49 articles were identified. After exclusion of review articles (17 articles) [3, 38-53], in vitro study (5 articles) [11, 13-15, 54], in vivo animal

study (4 articles) [19, 55-57], case reports (2 articles) [58, 59], and 21 potentially relevant articles [17, 20, 22-34, 59-64] were retrieved for further evaluation. One study [64] was not included because there was no placebo control group. Thus, there were 20 human studies remaining for further meta-analysis. Eighteen of the remaining studies [17, 20, 22-26, 28-34, 60-63] reported AUC values as an outcome (**Tables 1 and 2**), and 7 studies reported  $C_{min,ss}$  of cyclosporine as an outcome (**Table 3**) [24, 25, 27, 33, 34, 59, 62].

### Study characteristics

#### Subjects

One hundred ninety-eight subjects in 20 studies were enrolled. Seven studies [17, 20, 28-32] were conducted in healthy volunteers (90 subjects) with their age ranging between 18 and 64 years. Eleven studies [22-26, 33, 34, 60-63] were conducted in renal transplant patients with stable condition post-surgery (108 subjects) with age range between 7 and 75 years. Average percentage of males in the included studies was  $60.9 \pm 19.5$  [17, 20, 22-24, 26, 28, 29, 32-34, 60, 61, 63]. Most studies in renal transplant patients had excluded patients who had concomitant drugs or herbs with known or suspected interaction with cyclosporine [22, 24, 26, 33, 34, 60-63]. Some studies allowed the concomitant use of calcium channel blockers and/or low-dose oral glucocorticoids [24, 33]. One study did not report the criteria in concomitant use of drug [23].



**Figure 1.** Flow diagram representing study selection for meta-analysis

### Study design

All studies were conducted as placebo-controlled crossover studies to compare the effects of citrus juices and control (drinking water) on AUC of cyclosporine and/or  $C_{min,ss}$ . Doses of cyclosporine in the selected studies are shown in **Tables 1–3**. In the studies using healthy volunteers, the drug was administered in a single-dose manner except for one study, in which the drug was administered in a multiple dosing design [32]. In studies using patients with renal transplant, multiple dosing regimens were performed [22–26, 33, 34, 60–63].

Only 6 studies reported using an open-label design [29, 31, 33, 34, 62, 63]. Sequences of drinking were randomized for most studies. Only 4 studies were performed using fixed sequences of drinking [27, 28, 33, 62]. Four studies [27, 28, 33, 62] were conducted without washout period between test and control, whereas other studies were designed with a washout period to separate each intervention by at least a week.

### The outcome measures

Area under the drug concentration–time curve (AUC) was measured in all studies. In single dose studies, the values of AUC were calculated using a

linear trapezoidal rule. In multiple dosing studies, AUC values were estimated from 0 to 12 hours. Except for 4 studies, in those studies, AUC values were calculated from 0 to 8 hours [22] and from 0 to 24 hours [32, 34, 62]. Minimum concentrations at steady state ( $C_{min,ss}$ ) were measured at the end of dosing interval (12 hours) for most studies. Only 2 studies [34, 62] those reported  $C_{min,ss}$  collected blood sample at 24 hours after drug administration.

### Formulation of cyclosporine

When compared to a conventional olive oil based formulation (non-microemulsified formulation), a microemulsified formulation of cyclosporine (e.g., Neoral) can reduce variability in oral bioavailability. The average oral bioavailability of the microemulsified formulation was 30% higher than that of the conventional formulation [65]. Eight studies used the microemulsified formulation [20, 22, 29–31, 33, 61, 63], 7 studies used the nonmicroemulsified formulation [17, 23, 25, 28, 33, 34, 62], and 6 studies did not report any type of drug formulation [24, 26, 27, 32, 59, 60]. The study by Brunner and co-workers was conducted using both formulations [33].

**Table 1.** Effect of citrus juice and control (water) on  $AUC_{0-\infty}$  of cyclosporine from placebo-controlled crossover pharmacokinetic studies in healthy volunteers

Study	Dosage regimen of cyclosporine	Type of citrus juice	Cumulative ingested volume/period	Duration of GFJ ingestion/period	Specificity of assay method	Mean SD of $AUC_{0-\infty}$ of cyclosporine (ng·h/ml)	
						Citrus juice group	Control group
Grenier 2006 (n = 12)	single dose of 200 mg Neoral®	Red pomelo juice	240 ml	1 day	Specific	6835 ± 1435 *	5753 ± 1208
Schwarz 2005 (n = 12)	single dose of 2.5 mg/kg Sandimmun	- Concentrate GFJ - Citrus soda (Sun Drop) - Citrus soda (Fresca)	2364 ml	2 days	Nonspecific	10407 ± 3451* 6007 ± 1702 5944 ± 1730	5635 ± 1367
Lee 2001 (n = 23)	single dose of 5 mg/kg Neoral®	Concentrate GFJ	532 ml	1 day	Specific	AA: 9431 ± 1869* CC: 12636 ± 3581*	AA: 5896 ± 1330 CC: 8772 ± 1667
Edwards 1999 (n = 7)	single dose of 7.5 mg/kg Sandimmun	- Concentrate GFJ - Seville orange juice	946 ml	1 day	Specific	10805 ± 3592* 6981 ± 1191	6974 ± 2732
Ku 1998 (n = 12)	single dose of 5 mg/kg Neoral®	Concentrate GFJ	532 ml	1 day	Specific	12809 ± 3314*	9009 ± 1656

\* = statistical difference ( $p < 0.05$ ), AA = African American, CC = Caucasian, GFJ = grapefruit juice

**Table 2.** Effect of citrus juice and control (water) on  $AUC_{0-\tau}$  of cyclosporine from placebo-controlled crossover multiple dose pharmacokinetic studies in stable renal transplant patients

Study	Dosage regimen of cyclosporine	Type of citrus juice	Cumulative ingested volume/period	Duration of GFJ ingestion/period	Specificity of assay method	Mean $\pm$ SD of $AUC_{0-\tau}$ (ng·h/ml)	
						Test group	Control group
Hermann 2002 (n = 10)	150–400 mg/day Neoral®	GFJ	250 ml	1 day	Specific	4266 $\pm$ 1604	3460 $\pm$ 1326
Bistrup 2001 (n = 8)	5.2 $\pm$ 1.9 mg/kg/day Neoral®	GFJ	500 ml	1 day	Nonspecific	4099 $\pm$ 2008*	2945 $\pm$ 1645
Brunner 2000 (n = 6)	- 150–225 mg/day bid Sandimmun	GFJ	720 ml	1 day	- Nonspecific	6593 $\pm$ 539	4523 $\pm$ 757
	- 150–225 mg/day bid Neoral				- Nonspecific	5510 $\pm$ 780	4087 $\pm$ 418
	- 150–225 mg/day bid Sandimmun				- Specific	3301 $\pm$ 382	2520 $\pm$ 466
	- 150–225mg/day bid Neoral				- Specific	2592 $\pm$ 221	1770 $\pm$ 328
Brunner 1998 (n = 16)	298 $\pm$ 79 mg/day Sandimmun	GFJ	720 ml	1 day	Specific	7972 $\pm$ 1476	6728 $\pm$ 1844
Herliz 1993 (n = 6)	120.8 $\pm$ 24.6 mg/day Sandimmun	GFJ	200 ml	1 day	Unknown	2825 $\pm$ 470*	2385 $\pm$ 447
Hollander 1995 (n = 12)	- 302.1 $\pm$ 105.2 mg/day od Sandimmun	GFJ	1500 ml	1 day	- Nonspecific	10733 $\pm$ 3417	6974 $\pm$ 2732
	- 302.1 $\pm$ 105.2 mg/day od Sandimmun				- Specific	5210 $\pm$ 1853	4843 $\pm$ 1703
	375 $\pm$ 175 mg/day				Specific	4218 $\pm$ 1497*	3415 $\pm$ 1288
Proppe 1995 (n = 10)	2.34–6.25 mg/kg/day bid Sandimmun	GFJ	1750 ml	7 days	Specific	4329 $\pm$ 1272*	3241 $\pm$ 481
Proppe 1996 (n = 10)	2.3–6.25 mg/kg/day	GFJ	Unknown	7 days	Specific	5312 $\pm$ 1249*	3086 $\pm$ 518
Sorkhi 2007 (n = 10)	- 3.4 mg/kg/day	-Tangerine juice - Orange juice	250 ml	1 day	Nonspecific	3100 $\pm$ 1193	3456 $\pm$ 686
	- 3.4 mg/kg/day					3473 $\pm$ 924	
Sorkhi 2008 (n = 10)	4.6 mg/kg/day Neoral®	Tangerine juice	250 ml	1 day	Nonspecific	2797 $\pm$ 1261	2912 $\pm$ 1713

\* = statistical difference,  $p < 0.05$

**Table 3.** Effect of citrus juice and control (water) on  $C_{min,ss}$  of cyclosporine from placebo-controlled crossover pharmacokinetic studies in stable renal transplant patients.

Study	Dosage regimen of cyclosporine	Type of citrus juice	Cumulative ingested volume/period	Duration of GFJ ingestion/period	Specificity of assay method	Mean SD of $C_{min,ss}$ of cyclosporine (ng/ml)			
						Citrus juice group		Control group	
Brunner 2000 (n = 6)	- 150–225 mg/day bid Sandimmun	GFJ	720 ml	1 day	- Nonspecific	158	20	156	42
	- 150–225 mg/day bid Neoral				- Nonspecific	186	31	131	18
	- 150–225mg/day bid Sandimmun				- Specific	67	6	56	9
	- 150–225 mg/day bid Neoral				- Specific	87	11*	40	13
Brunner 1998 (n = 16)	298 79 mg/day Sandimmun	GFJ	720 ml	1 day	Specific	87.7	6.1	74.2	5.5
Durcharme 1993 (n = 11)	3.7–8.1 mg/kg/day bid	Concentrate GFJ			Specific	145.3	44.7*	116.9	51.6



**Table 3.** Effect of citrus juice and control (water) on C<sub>min,ss</sub> of cyclosporine from placebo-controlled crossover pharmacokinetic studies in stable renal transplant patients. (Continue)

Study	Dosage regimen of cyclosporine	Type of citrus juice	Cumulative ingested volume/period	Duration of GFJ ingestion/period	Specificity of assay method	Mean SD of C <sub>min,ss</sub> of cyclosporine (ng/ml)			
						Citrus juice group		Control group	
Hollander 1995 (n = 12)	302.1 105.2 mg/day od Sandimmun	GFJ			Specific	60	22	59	25
Mehrsai 2003 (n = 15)	75–225 mg/day	GFJ			Nonspecific	280.9	78.5	234.4	45.5
Min 1996 (n = 10)	375 175 mg/day	Concentrate GFJ			Specific	244	214*	132	56
Proppe 1995 (n = 10)	2.34–6.25 mg/kg/day bid Sandimmun	GFJ			Specific	241	84*	136	21

### Citrus juices

Seventeen studies investigated the effect of grapefruit juice on bioavailability of cyclosporine, whereas only few studies investigated effects of other types of citrus juices (including Seville orange juice, orange juice, tangerine juice, pomelo juice, and citrus soda) on the bioavailability of the drug (**Figure 1**). Commercially finished products of grapefruit juice were used in most studies. Three studies were conducted by using self-prepared juices [17, 20, 60, 61]. Most studies did not report constituents in the juices, except the study by Edwards et al. that reported concentrations of 6', 7'-dihydroxybergamottin in grapefruit juice and Seville orange juice [17], and the study of Schwarz and colleagues that reported concentrations of bergamottin in citrus soda [31].

### Administration of citrus juices

Seventy-two subjects in seven studies were administered a glass of citrus juice (total volume ≤ 250 ml) concomitant with cyclosporine [20, 23, 24, 32, 60, 61, 63], whereas 114 subjects in 11 studies were administered multiple dose of citrus juice (total volume 473–3311 ml) [17, 22, 25, 26, 28–31, 33, 34, 62]. The intervention duration was only 1 to 2 days in most studies, except for the studies by Proppe et al. and another study by Ducharme et al. [25–28]. In both these studies, juices were administered for 7 consecutive days in each study arm. There were many differences in timing of juice ingestion among studies such as juice ingestion prior to drug dosing [17, 22, 31, 34], concomitant ingestion with the dosing [20, 22–30, 32, 33, 60–63], and/or repeated ingestion after drug dosing [17, 25–31, 33, 34, 59, 62].

### Specificity of analytical methods

The specificity of an analytical method can affect the levels of measured concentrations. The concentration levels analyzed by the nonspecific assay (i.e., polyclonal immunoassay) were the sum of cyclosporine and of its metabolites, whereas specific assays [e.g., high performance liquid chromatography (HPLC), HPLC with mass spectrometric detection (LC–MS), and monoclonal immunoassay] provide more specificity to cyclosporine and/or its metabolites. Eight studies used the nonspecific assay [22, 26, 31, 33, 34, 59–61] and 14 studies used specific assays [17, 20, 24–30, 32–34, 62, 63]. One study did not provide detailed information regarding its analytical method [23].

### Concentration-dependent toxicity of cyclosporine

No toxicity of cyclosporine was reported in the included studies.

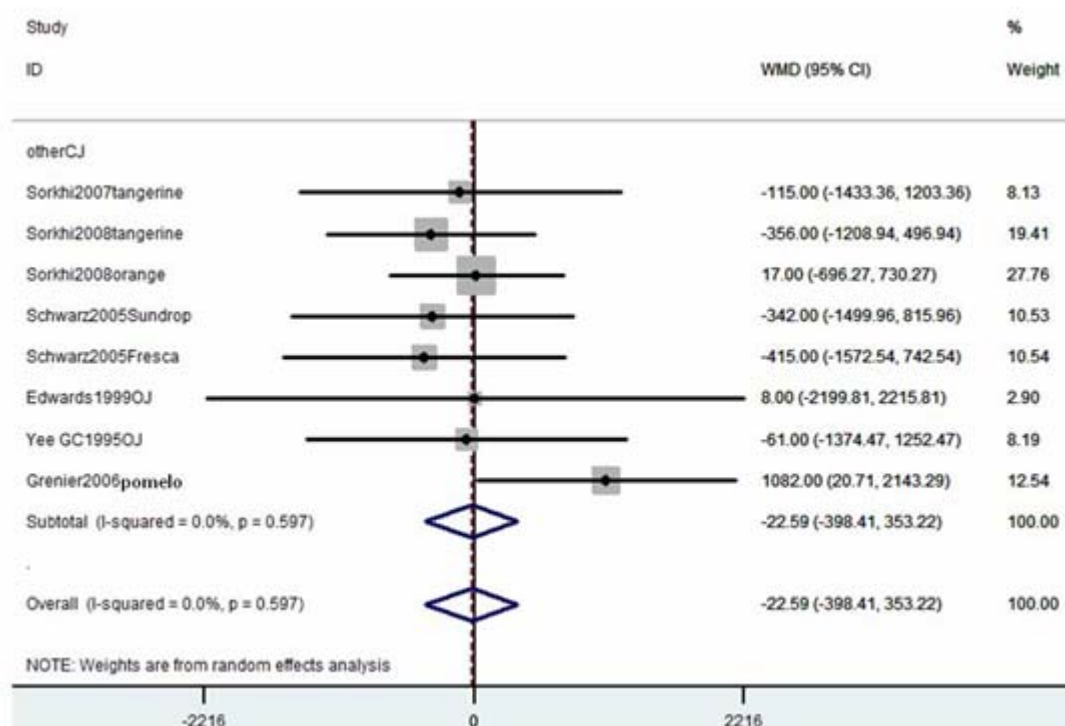
## Results

In the selected 20 studies, 18 studies with reported AUC values were further included in our meta-analysis. Because some studies could be separated into 2 to 3 substudies. For example, the work of Sorkhi and coworkers [60] was separated into 2 substudies (effect of tangerine vs. effect of orange on bioavailability of cyclosporine). The study of Lee et al. [30] was divided into 2 substudies (effect of grapefruit juice on bioavailability of cyclosporine in African subjects vs. effect of grapefruit juice on bioavailability of cyclosporine in Caucasian subjects). Thus, 25 studies were used for the analysis. Drug concentrations were analyzed by both specific and

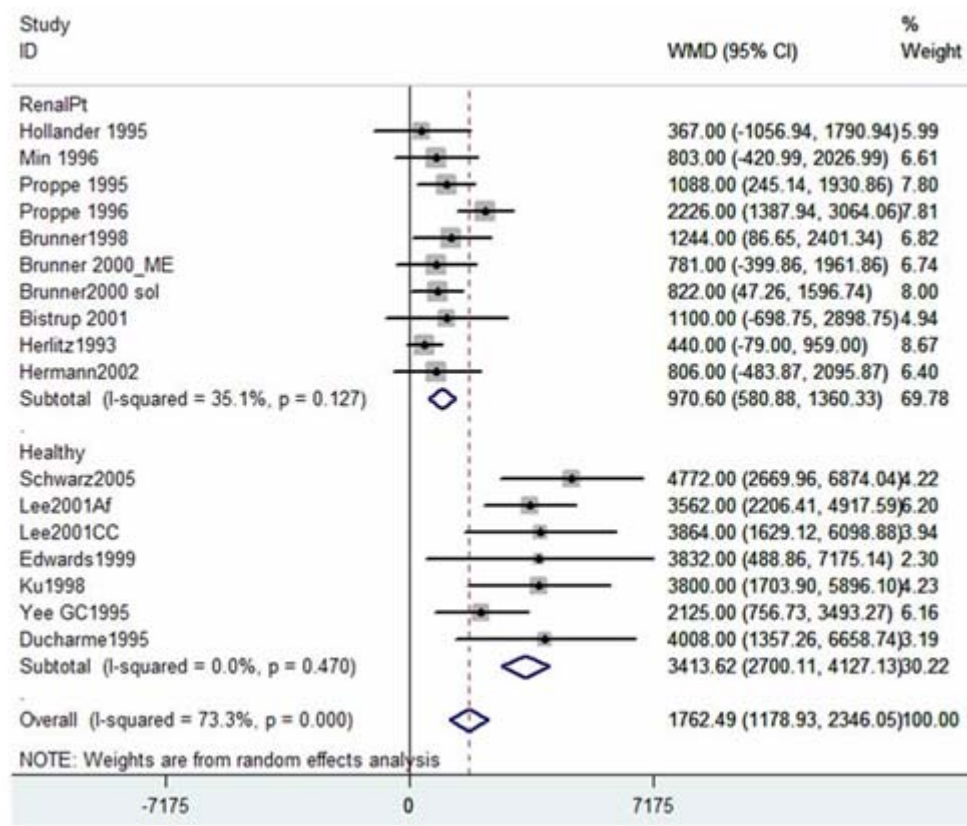
nonspecific methods [33, 34], only concentrations of specific methods were used for meta-analysis.

In pooled analysis, citrus juice significantly increased AUC of cyclosporine (WMD = 1762.5 ng·h/ml, 95%CI = 1178.9–2346.1 ng·h/ml,  $p < 0.005$ ); however, the data had high heterogeneity ( $I^2 = 73.3$ ,  $p < 0.005$ ). Thus, subgroup analysis was conducted. Subgrouping of studies by juices (grapefruit juice vs. other types of citrus juices including Seville orange juice, sweet orange juice, tangerine juice, pomelo juice, and citrus soda) was specified a priori. The subgroup of the other types of citrus juices showed no significant effect on AUC of cyclosporine (WMD = -22.6 ng·h/ml, 95%CI = -398.4–353.2 ng·h/ml,  $p > 0.5$ ), and demonstrated no heterogeneity ( $I^2 = 0.0$ ,  $p < 0.005$ ). However, as shown in **Figure 2**, among other types of citrus juice studies, only the study using pomelo juice shows a significant increase in AUC of cyclosporine [20]. We excluded the study using pomelo juice [20], and reanalyzed the data. The result was clearly shown no significant effect of other types of citrus juices on bioavailability of the drug. Subgroup of the other types of citrus juices excluding the study using pomelo [20] showed no significant effect on AUC of cyclosporine (WMD = -181.0 ng·h/ml, 95%CI = -582.8–220.9 ng·h/ml,  $p > 0.5$ ), and demonstrated no heterogeneity ( $I^2 = 0.0$ ,  $p < 0.005$ ).

By contrast, the meta-analysis of grapefruit juice subgroup showed that grapefruit juice statistically increases the AUC of cyclosporine when compared with the control (WMD = 1762.5 ng·h/ml, 95%CI = 1178.9–2346.0 ng·h/ml,  $p < 0.001$ ), but substantial heterogeneity was found ( $I^2 = 82.3\%$ ,  $p < 0.001$ ). In studies using grapefruit juice, the heterogeneity was significantly decreased after subgrouping with type of subjects (healthy volunteers vs. renal transplant patients). No heterogeneity ( $I^2 = 0.0\%$ ,  $p > 0.1$ ) was demonstrated in a subgroup of healthy volunteers ingesting grapefruit juice, while low heterogeneity was found in a subgroup of renal transplant patients ingesting grapefruit juice ( $I^2 = 35.0\%$ ,  $p > 0.1$ ). **Figure 3** shows that grapefruit juice significantly increased the AUC of the drug in both healthy volunteer (WMD = 3413.6 ng·h/ml, 95%CI = 2700.1–4127.1 ng·h/ml,  $p < 0.001$ ) and renal transplant patient subgroups (WMD = 970.6 ng·h/ml, 95%CI = 580.9–1360.3 ng·h/ml,  $p < 0.001$ ). The 95%CI of WMD of AUC of the drug in renal transplant patient subgroup did not overlap with the 95% CI of WMD of AUC of the drug in healthy volunteer subgroup. This result indicates a significant difference between the subgroups. However, interpretation of subgroup analysis that were indirectly compared across studies should be done with caution.



**Figure 2.** Forest plot results on effect of other types of citrus juices (including Seville orange juice, orange juice(OJ), tangerine juice, pomelo juice, and citrus soda) on AUC of cyclosporine



**Figure 3.** Forest plot results of the effect of grapefruit juice on AUC of cyclosporine in stable renal transplant patients and healthy volunteers

After subgrouping the studies using the stable renal transplant patients ingesting grapefruit juice by type of formulations (microemulsion vs olive oil based formulation), significant increases in AUC were demonstrated in both subgroups, and heterogeneity in both subgroups were not found ( $I^2$  of both subgroups = 0.0%,  $p > 0.1$ ). Indirect comparisons of the increases of AUC between both formulations showed overlap of 95% of WMD of AUC indicating no statistical difference between the two groups (microemulsion: 66.9–1634.7 ng·h/ml vs. olive oil based formulation: 350.3–1056.2 ng·h/ml).

The method of juice ingestion (single dose vs. multiple doses) was used for subgrouping analysis in renal patients who ingested grapefruit juice concomitant with cyclosporine. When compared with the control group, the AUC of cyclosporine of patients who ingested a single dose (total administered volume  $\leq 250$  ml) of grape fruit juice was significantly increased (WMD = 532.8 ng·h/ml, 95%CI = 84.7–980.9 ng·h/ml,  $p < 0.05$ ,  $I^2 = 29.9\%$ ). Similarly, the AUC of cyclosporine of patients who ingested multiple

doses (total administered volume 473–3311 ml) of grapefruit juice was significantly increased (WMD = 1169.95 ng·h/ml, 95%CI = 649.6–1645.3 ng·h/ml,  $p < 0.005$ ,  $I^2 = 0.0\%$ ). Indirect comparisons of the increases of AUC between both groups (single dose of the juice vs. multiple dose of the juice) showed an overlap of 95% of WMD of AUC indicating no statistical difference between the two groups.

Subgrouping by specificity of assay was not performed because of too few studies using a nonspecific assay among the included studies, thus sensitivity analysis was alternatively performed by excluding these nonspecific assay studies. The results were unaffected by removal of the studies using nonspecific analytical methods. Using a random-effect model in the meta-analysis, there was no difference in results with the analysis using a fixed model.

Additionally, we also conducted a meta-analysis to investigate the effect of grapefruit juice on minimum concentration at steady state of cyclosporine in 7 studies [24, 25, 27, 33, 34, 59, 62], the total number of the patients were 86. The result showed that



C<sub>min,ss</sub> of cyclosporine was statistically increased (WMD = 26.6 ng·h/ml, 95% CI = 12.4–40.7 ng·h/ml,  $p < 0.001$ ); however, high heterogeneity ( $I^2 = 82.3\%$ ,  $p < 0.001$ ) was observed. Thus, this result needs to be interpreted with caution. Heterogeneity was explored by rechecking of data that was entered, by excluding individual studies one at a time and by subgrouping the pooling data by many factors such as type of formulation, specificity of assay, and method of grapefruit juice ingestion. However, significant heterogeneity remains. Results remained the same when data were reanalyzed using a fixed effect model instead of a random effects model.

The included studies have relatively low Jadad score ( $\leq 2$ ). The studies are no double-blind design. Many studies mentioned randomization, but none of them specified the method of randomization. Only few studies described withdrawal and dropouts. In all subgroups (subgroup of renal transplant patients ingesting grapefruit juice, subgroup of healthy volunteer ingesting grapefruit juice, and subgroup of other types of citrus juice), there was no evidence of publication bias ( $p > 0.10$  for the Egger and Begg–Mazumdar tests).

## Discussion

To our knowledge, we are the first to report a meta-analysis of the pharmacokinetic interaction between citrus juices and cyclosporine. Our results confirmed that grapefruit juice significantly increases bioavailability of cyclosporine in both healthy volunteers and renal transplant patients. Other types of citrus juices including tangerine juice (*Citrus reticulata* var. Unshio Satsuma), Seville orange juice (*Citrus aurantium*), sweet orange juice (*Citrus sinensis* var. Tamson navel), and citrus soda (Sun Drop and Fresca), in contrast, have no effect on the bioavailability of cyclosporine. However, based on a single study of pomelo juice (*Citrus grandis*) evaluating its effect on AUC of cyclosporine, the pomelo juice tended to have a significant interaction with cyclosporine [20].

According to our meta-analysis, there was no evidence of significant pharmacokinetic interaction between other types of the citrus juices and cyclosporine. Nonetheless, it might be possible that other types of citrus juices either have low levels of active entities affecting the bioavailability of cyclosporine [66], or the study had not sufficient power to detect any statistically significant effect of the juices

on the AUC of cyclosporine. In addition, the numbers of subjects in those selected studies were relatively small [7–14], whereas the bioavailability of the drug is considered to be highly variable. Orange and tangerine contain neither GF-I-1 nor GF-I-4 [66], whereas, grapefruit juice has significant amount of both compounds. These furocoumarins have high affinity for CYP3A4 [66]. Interestingly, when orally administered to healthy volunteers, bitter orange (Seville orange) juice was shown to significantly increase the AUC values of felodipine and saquinavir by about 80% and 70%, respectively [53], whereas it had no effect on the AUC values of cyclosporine [17]. One possible explanation is that the juice is devoid of P-glycoprotein inhibitory activities, nonetheless, it possesses enteric CYP3A4 inhibitor (i.e. 6',7'-dihydroxybergamottin) [53].

Among other types of the citrus juices, only pomelo juice has been shown to be able to statistically increase the bioavailability of cyclosporine in humans [20]. However, in the study, pomelo juice was produced from all other parts of the fruit (fruit meat, seeds, and white layer) except the outer green layer. Thus, it is not clear whether normal ingestion of the fruit meat (flesh) would affect the bioavailability of cyclosporine or not. Currently, no pharmacokinetic interaction study between pomelo and cyclosporine in renal transplant recipients has been conducted. Thus, to clarify this issue, a well design clinical study of the interaction is warranted.

Our results clearly demonstrated that grapefruit juice significantly increased the bioavailability of cyclosporine in terms of both AUC and C<sub>min,ss</sub> in both healthy volunteers and stable renal transplant recipients. In healthy volunteer subgroups, the data has no heterogeneity, and the increases of AUC in healthy volunteer subgroup were higher than those of the patients (**Figure 3**). All studies in healthy volunteers showed statistically significant differences of AUC of cyclosporine between control and grapefruit juice group (**Table 1**), whereas, in only 5 in 9 studies, the stable renal transplant patients showed such a difference (**Table 2**). This implies that normal subjects have a higher sensitivity for detecting the difference of bioavailability of high variability drugs (i.e. cyclosporine). In the stable renal transplant patient subgroup, statistical heterogeneity of WMD of AUC was low, and might not be important. The heterogeneity was probably a result of many contributing factors such as formulation [microemulsion (Neoral) vs. olive

oil based solution (Sandimmun)], specificity of measurement, randomization method, grapefruit juice ingestion procedure, and difference in dosage regimens of the drug.

According to meta-analysis within subgroups, there was no evidence indicating that the formulations used (microemulsion and olive oil based solution) can affect the interaction between grapefruit juice and cyclosporine. Brunner et al. reported that pediatric renal transplant patients received either microemulsion formulation or olive oil based formulation concomitant with grapefruit juice. In both groups, AUCs were increased. However, when compared between the two formulations, there was no statistical difference. As a result of the higher intraindividual variability of bioavailability of cyclosporine in the olive oil based formulation [67], the patients administered with grapefruit juice concomitantly might have higher risk of cyclosporine-induced toxicity.

From our findings, it appeared that a single ingestion of a glass of grapefruit juice with cyclosporine was sufficient to significantly increase the oral bioavailability of cyclosporine. This can be supported by the fact that grapefruit juice irreversibly inhibits CYP3A, and biosynthesis of a new enzyme is necessary [40]. Furthermore, difference in sources of grapefruit juice might lead to high variation of the active ingredients. Only few studies reported the amount of the active moieties [17, 31]. However, Proppe et al. [26] reported that patients chronically ingested grapefruit juice for 7 consecutive days showed a high increase of AUC. The increase of AUC value was the highest when indirectly compared with the results in other included studies conducting in the stable renal transplant patients ingesting grapefruit juice for 1–2 consecutive days (**Figure 3**). Notably, the other study by Proppe et al. [25] conducted with the same procedure was inconsistent with their previously mentioned study [26].

In the patients coadministered with grapefruit juice, the levels and AUC were increased. However, there was no report of the cyclosporine toxicity in those patients with or without grapefruit coadministration. In addition, cyclosporine concentrations in the patients ingesting grapefruit juice were within its therapeutic range. This probably implies that grapefruit juice ingestion may not lead to severe cyclosporine toxicity in most stable renal transplant patients using regular maintenance cyclosporine

doses. However, grapefruit juice is clearly a factor contributing to the increase of cyclosporine systemic exposure, and high variation in its oral bioavailability (about 20% to 60%) [67] and may still lead to increases in serum creatinine in those with higher baseline drug levels of cyclosporine. Therefore, it is still necessary for patients to be aware of this interaction and its possible toxicity. They should report to their physicians when grapefruit juice is concomitantly administered to avoid unnecessary dose adjustments in cyclosporine and subsequent under-treatment once grapefruit juice is no longer ingested. In addition, a pharmacokinetic model describing the interaction between cyclosporine and active substances in grapefruit juice should be developed with an incorporation of an enzyme inhibition principle. The conceptual model can be a physiologically-based pharmacokinetic model with segmental intestine compartments [68, 69].

Our meta-analysis study has some limitations. First, the values of outcome measure used in this study were average values, because it was not possible to obtain the values from individual subjects. Second, the reliability of the majority of the included studies is low because of small sample size in most studies, and no double-blind design in any studies. However, the low Jadad score do not necessarily mean that the included studies are poor quality as it seems to be not possible to perform a double blind design, because of the completely different taste of citrus juice and water. Third, the difference of dosing regimen within and between studies might affect WMD of AUC and Cminss. Fourth, only stable renal transplant patients were included in this study.

In summary, there is strong evidence indicating that grapefruit juice intake increases the bioavailability of cyclosporine in humans. Based on current evidence, intake of other types of citrus juices (tangerine juice, Seville orange juice, sweet orange juice, and citrus soda) had no effect on the bioavailability of cyclosporine. However, coadministration of pomelo with cyclosporine should be conducted with caution, and further study needs to be carried out to clarify the effect of normal ingestion of fruit meat of pomelo on the bioavailability of cyclosporine.

### Acknowledgements

This work was supported by Thai Transplantation Society. The authors have no conflict of interest to report.

## References

1. Bowers LD. Therapeutic monitoring for cyclosporine: Difficulties in establishing a therapeutic window. Clin Biochem. 1991; 24:81-7.
2. Armstrong VW, Oellerich M. New developments in the immunosuppressive drug monitoring of cyclosporine, tacrolimus, and azathioprine. Clin Biochem. 2001 34:9-16.
3. Nowack R. Review article: cytochrome P450 enzyme, and transport protein mediated herb-drug interactions in renal transplant patients: grapefruit juice, St John's Wort - and beyond!. Nephrology (Carlton). 2008;13:337-47.
4. Paine MF, Widmer WW, Pusek SN, Beavers KL, Criss AB, Snyder J, et al. Further characterization of a furanocoumarin-free grapefruit juice on drug disposition: studies with cyclosporine. Am J Clin Nutr. 2008; 87:863-71.
5. Guo L-Q, Fukuda K, Ohta T, Yamazoe Y. Role of Furanocoumarin Derivatives on Grapefruit Juice-Mediated Inhibition of Human CYP3A Activity. Drug Metab Dispos. 2000; 28:766-71.
6. Fukuda K, Ohta T, Yamazoe Y. Grapefruit component interacting with rat and human P450 CYP3A: possible involvement of non-flavonoid components in drug interaction. Biol Pharm Bull. 1997; 20:560-4.
7. Fukuda K, Ohta T, Oshima Y, Ohashi N, Yoshikawa M, Yamazoe Y. Specific CYP3A4 inhibitors in grapefruit juice: furocoumarin dimers as components of drug interaction. Pharmacogenetics. 1997; 7:391-6.
8. He K, Iyer KR, Hayes RN, Sinz MW, Woolf TF, Hollenberg PF. Inactivation of Cytochrome P450 3A4 by Bergamottin, a Component of Grapefruit Juice. Chem Res Toxicol. 1998; 11:252-9.
9. Tassaneeyakul W, Guo L-Q, Fukuda K, Ohta T, Yamazoe Y. Inhibition Selectivity of Grapefruit Juice Components on Human Cytochromes P450. Archives of Biochemistry and Biophysics. 2000; 378:356-63.
10. Edwards DJ, Bernier SM. Naringin and naringenin are not the primary CYP3A inhibitors in grapefruit juice. Life Sciences. 1996; 59:1025-30.
11. Honda Y, Ushigome F, Koyabu N, Morimoto S, Shoyama Y, Uchiumi T, et al. Effects of grapefruit juice and orange juice components on P-glycoprotein- and MRP2-mediated drug efflux. Br J Pharmacol. 2004; 143:856-64.
12. Lim S-L, Lim L-Y. Effects of citrus fruit juices on cytotoxicity and drug transport pathways of Caco-2 cell monolayers. Int J Pharm. 2006; 307:42-50.
13. Romiti N, Tramonti G, Donati A, Chieli E. Effects of grapefruit juice on the multidrug transporter P-glycoprotein in the human proximal tubular cell line HK-2. Life Sciences. 2004; 76:293-302.
14. Ohnishi A, Matsuo H, Yamada S, Takanaga H, Morimoto S, Shoyama Y, et al. Effect of furanocoumarin derivatives in grapefruit juice on the uptake of vinblastine by Caco-2 cells and on the activity of cytochrome P450 3A4. Br J Pharmacol. 2000; 130: 1369-77.
15. Takanaga H, Ohnishi A, Yamada S, Matsuo H, Morimoto S, Shoyama Y, et al. Polymethoxylated Flavones in Orange Juice Are Inhibitors of P-glycoprotein but Not Cytochrome P450 3A4. J Pharmacol Exp Ther. 2000; 293:230-6.
16. Egashira K, Ohtani H, Itoh S, Koyabu N, Tsujimoto M, Murakami H, et al. Inhibitory effects of pomelo on the metabolism of tacrolimus and the activities of CYP3A4 and P-glycoprotein. Drug Metab Dispos. 2004; 32:828-33.
17. Edwards DJ, Fitzsimmons ME, Schuetz EG, Yasuda K, Ducharme MP, Warbasse LH, et al. 6',7'- dihydroxybergamottin in grapefruit juice and seville orange juice: effects on cyclosporine disposition, enterocyte CYP3A4, and p-glycoprotein. Clin Pharmacol Ther. 1999; 65:237-44.
18. Malhotra S, Bailey DG, Paine MF, Watkins PB. Seville orange juice-felodipine interaction: Comparison with dilute grapefruit juice and involvement of furocoumarins[ast]. Clin Pharmacol Ther. 2001; 69: 14-23.
19. Hou Y-C, Hsiu S-L, Tsao C-W, Wang Y-H, Chao P-DL. Acute incation of toxication of cyclosporin caused by coadministration of decoctions of the fruits of *Citrus aurantium* and the pericarps of *Citrus grandis*. Planta Med. 2000; 66:653-5.
20. Grenier J, Fradette C, Morelli G, Merritt GJ, Vrandeick M, Ducharme MP. Pomelo juice, but not cranberry juice, affects the pharmacokinetics of cyclosporine in humans. Clin Pharmacol Ther. 2006; 79:255-62.
21. Castillo JREd, Elsener J, Martineau GP. Pharmacokinetic modeling of in-feed tetracyclines in pigs using a meta-analytic compartmental approach. Swine Health Prod. 1998; 6:189-202.
22. Bistrup C, Nielsen FT, Jeppesen UE, Dieperink H. Effect of grapefruit juice on Sandimmun Neoral(R) absorption among stable renal allograft recipients. Nephrol Dial Transplant. 2001; 16:373-7.
23. Herlitz H, Edgar B, Hedner T, Lidman K, Karlberg I. Grapefruit juice: a possible source of variability in blood concentration of cyclosporin A. Nephrol Dial

- Transplant. 1993; 8:375.
24. Min DI, Ku YM, Perry PJ, Ukah FO, Ashton K, Martin MF, et al. Effect of grapefruit juice on cyclosporine pharmacokinetics in renal transplant patients. *Transplantation Proceedings.* 1996; 62: 123-5.
  25. Proppe DG, Hoch OD, McLean AJ, Visser KE. Influence of chronic ingestion of grapefruit juice on steady-state blood concentrations of cyclosporine A in renal transplant patients with stable graft function. *Br J Clin Pharmacol.* 1995; 39:337-8.
  26. Proppe DG, Visser KE, Bartels R, Hoch OD, Meyer H, McLean AJ. Grapefruit juice selectively modifies cyclosporin A metabolite patterns in renal transplant patients. *Clinic Pharmacol Ther.* 1996; 59:138.
  27. Ducharme MP, Provenzano R, Dehoorne-Smith M, Edwards DJ. Trough concentrations of cyclosporine in blood following administration with grapefruit juice. *Br J Clin Pharmacol.* 1993; 36:457-9.
  28. Ducharme MP, Warbasse LH, Edwards DJ. Disposition of intravenous and oral cyclosporine after administration with grapefruit juice. *Clin Pharmacol Ther.* 1995; 57:485-91.
  29. Ku YM, Min DI, Flanigan M. Effect of grapefruit juice on the pharmacokinetics of microemulsion cyclosporine and its metabolite in healthy volunteers: does the formulation difference matter?. *J Clin Pharmacol.* 1998; 38:959-65.
  30. Lee M, Min DI, Ku YM, Flanigan M. Effect of grapefruit juice on pharmacokinetics of microemulsion cyclosporine in African American subjects compared with Caucasian subjects: does ethnic difference matter?. *J Clin Pharm.* 2001; 41:317-23.
  31. Schwarz UI, Johnston PE, Bailey DG, Kim RB, Mayo G, Milstone A. Impact of citrus soft drinks relative to grapefruit juice on cyclosporin disposition. *Br J Clin Pharmacol.* 2005; 62:485-91.
  32. Yee GC, Stanley DL, Pessa LJ, Costa TD, Beltz SE, Ruiz J, et al. Effect of grapefruit juice on blood cyclosporin concentration. *Lancet.* 1995; 345:955-6.
  33. Brunner LJ, Pai KS, Munar MY, Lande MB, Olyaei AJ, Mowry JA. Effect of grapefruit juice on cyclosporin. A pharmacokinetics in pediatric renal transplant patients. *Pediatr Transplant.* 2000; 4:313-21.
  34. Hollander AA, van Rooij J, Lentjes GW, Arbouw F, van Bree JB, Schoemaker RC, et al. The effect of grapefruit juice on cyclosporine and prednisone metabolism in transplant patients. *Clin Pharmacol Ther.* 1995; 57:318-24.
  35. Jadad AR, Moore RA, Carroll D, Jenkinson C, Reynolds DJM, Gavaghan DJ, et al. Assessing the quality of reports of randomized clinical trials: Is blinding necessary?. *Controlled Clin Trials.* 1996; 17: 1-12.
  36. Egger M, Smith GD, Schneider M, Minder C. Bias in meta-analysis detected by a simple, graphical test. *BMJ.* 1997; 315:629-34.
  37. Begg CB, Mazumdar M. Operating Characteristics of a Rank Correlation Test for Publication Bias. *Biometrics.* 1994; 50:1088-101.
  38. Ameer B, Weintraub RA. Drug interactions with grapefruit juice. *Clin Pharmacokinet.* 1997; 33:103-21.
  39. Bailey DG, Arnold JM, Spence JD. Grapefruit juice and drugs. How significant is the interaction?. *Clin Pharmacokinet.* 1994; 26:91-8.
  40. Dahan A, Altman H. Food-drug interaction: grapefruit juice augments drug bioavailability: mechanism, extent and relevance. *Eur J Clin Nutr.* 2004; 58:1-9.
  41. Haddad A, Davis M, Lagman R. The pharmacological importance of cytochrome CYP3A4 in the palliation of symptoms: review and recommendations for avoiding adverse drug interactions. *Supportive Care Cancer.* 2007; 15:251-7.
  42. Hebert MF. Contributions of hepatic and intestinal metabolism and P-glycoprotein to cyclosporine and tacrolimus oral drug delivery. *Adv Drug Deliv Rev.* 1997; 27:201-14.
  43. Huang S-M, Hall SD, Watkins P, Love LA, Serabjit-Singh C, Betz JM, et al. Drug Interactions with Herbal Products and Grapefruit Juice: A Conference Report[ast]. *Clin Pharmacol Ther.* 2004; 75:1-12.
  44. Ioannides C. Drug-phytochemical interactions. *Inflammopharmacology.* 2003; 11:7-42.
  45. Kane GC, Lipsky JJ. Drug-grapefruit juice interactions. *Mayo Clin Proc.* 2000; 75:933-42.
  46. Lo A, Burckart GJ. P-glycoprotein and drug therapy in organ transplantation. *J Clin Pharmacol.* 1999; 39: 995-1005.
  47. Mertens-Talcott SU, Zadezensky I, De Castro WV, Derendorf H, Butterweck V. Grapefruit-Drug Interactions: Can Interactions With Drugs Be Avoided?. *J Clin Pharmacol.* 2006; 46:1390-416.
  48. Schmidt LE, Dalhoff K. Food-drug interactions. *Drugs [Review].* 2002; 62:1481-502.
  49. Zhou SF, Lim LY, Chowbay B. Herbal modulation of P-glycoprotein. *Drug Metab Rev.* 2004; 36:57-104.
  50. Saito M, Hirata-Koizumi M, Matsumoto M, Urano T, Hasegawa R. Undesirable effects of citrus juice on the pharmacokinetics of drugs: Focus on recent



- studies. *Drug Safety*. 2006; 28:677-94.
51. Bailey DG. Sun drop citrus soda and cyclosporine interaction: comments on causality and recommendations. *Transplant Proc*. 2005; 79:747.
52. Johnston A, Holt DW. Comment on: *Lancet*. 1995 Apr 15;345(8955):955-6. [Effect of grapefruit juice on blood cyclosporin concentration. \*Lancet\*. 1995; 346: 122-3.](#)
53. Paine MF, Oberlies NH. Clinical relevance of the small intestine as an organ of drug elimination: drug-fruit juice interactions. *Expert Opin Drug Metab Toxicol*. 2007; 3:67-80.
54. Rodriguez-Proteau R, Mata JE, Miranda CL, Fan Y, Brown JJ, Buhler DR. Plant polyphenols and multidrug resistance: effects of dietary flavonoids on drug transporters in Caco-2 and MDCKII-MDR1 cell transport models. *Xenobiotica*. 2006; 36:41-58.
55. Fang SH, Hou YC, Hsiu SL, Chao PDL. Effects of Citrus grandis peels on cyclosporin concentration and immune responses in mice. *J Food Drug Anal*. 2006; 14:166-73.
56. Wang M, Hou Y-C, Tsai S, Hsiu S-L, Wen K, Chao P-DL. Effects of coadministrations of unripe fruits and ripe peels of Citrus aurantium on cyclosporine pharmacokinetics in rats. *JFDA*. 2007; 15:265-70.
57. Hou YC. Effects of citrus herbs on cyclosporin pharmacokinetics in rats and pigs (PDM-P-121). *FIP World Congress*. 2002; 62:48.
58. Johnston PE, Milstone A. Probable interaction of bergamottin and cyclosporine in a lung transplant recipient. *Transplant Proc*. 2005; 79:746.
59. Mehra AR, Pourmand G, Mansour D, Zand S, Rezaali A. Effect of grapefruit juice on serum concentration of cyclosporine in Iranian renal transplant patients. *Transplant Proc*. 2003; 35: 2739-41.
60. Sorkhi H, Moghadamnia AA, Oaliaee F, Pouramir M, Firoozjahi AR, Pasha AA, et al. Effect of tangerine juice on cyclosporine levels in renal transplant children. *Pediatr Nephrol*. 2008; 23:499-501.
61. Sorkhi H, Oliaei F, Moghadamnia AA, Pouramin M, Firoozjahi AR. Effect of Orange and Tangerine Juice on Cyclosporine Levels in Renal Transplant Recipients. *Transplant Proc*. 2007; 39:1228-30.
62. Brunner LJ, Munar MY, Vallian J, Wolfson M, Stennett DJ, Meyer MM, et al. Interaction between cyclosporine and grapefruit juice requires long-term ingestion in stable renal transplant recipients. *Pharmacotherapy*. 1998; 18:23-9.
63. Hermann M, Asberg A, Reubsæet JL, Sather S, Berg KJ, Christensen H. Intake of grapefruit juice alters the metabolic pattern of cyclosporin A in renal transplant recipients. *Int J Clin Pharmacol Ther*. 2002; 40:451-6.
64. Emilia G, Longo G, Bertesi M, Gandini G, Ferrara L, Valenti C. Clinical Interaction Between Grapefruit Juice and Cyclosporine: Is There any Interest for the Hematologists?. *Blood*. 1998; 91:362-3.
65. Akhlaghi F, Trull AK. Distribution of Cyclosporin in Organ Transplant Recipients. *Clin Pharmacokinet*. 2002; 41:615-37.
66. Fukuda K, Guo L, Ohashi N, Yoshikawa M, Yamazoe Y. Amounts and variation in grapefruit juice of the main components causing grapefruit-drug interaction. *J Chromatogr B Biomed Sci Appl*. 2000; 741:195-203.
67. Friman S, Baeckman L. A new microemulsion formulation of cyclosporin: Pharmacokinetic and clinical features. *Clin Pharmacokinet*. 1996; 30:181-93.
68. Lohitnavy M, Lu Y, Lohitnavy O. A pharmacokinetic model of the gastrointestinal tract consisting of two segments can describe the concentration-time course of itraconazole. *Int J Clin Pharmacol Ther*. 2006; 44: 394-6.
69. Lohitnavy M, Lu Y, Lohitnavy O, Chubb LS, Hirono S, Yang RSH. A Possible Role of Multidrug Resistance-Associated Protein 2 (Mrp2) in Hepatic Excretion of PCB126, an Environmental Contaminant: PBPK/PD Modeling. *Toxicol Sci*. 2008; 104:27-39.